

Архангельск (8182)63-90-72
Астана (7172)727-132
Астрахань (8512)99-46-04
Барнаул (3852)73-04-60
Белгород (4722)40-23-64
Брянск (4832)59-03-52
Владивосток (423)249-28-31
Волгоград (844)278-03-48
Вологда (8172)26-41-59
Воронеж (473)204-51-73
Екатеринбург (343)384-55-89
Иваново (4932)77-34-06

Ижевск (3412)26-03-58
Иркутск (395)279-98-46
Казань (843)206-01-48
Калининград (4012)72-03-81
Калуга (4842)92-23-67
Кемерово (3842)65-04-62
Киров (8332)68-02-04
Краснодар (861)203-40-90
Красноярск (391)204-63-61
Курск (4712)77-13-04
Липецк (4742)52-20-81

Магнитогорск (3519)55-03-13
Москва (495)268-04-70
Мурманск (8152)59-64-93
Набережные Челны (8552)20-53-41
Нижний Новгород (831)429-08-12
Новокузнецк (3843)20-46-81
Новосибирск (383)227-86-73
Омск (3812)21-46-40
Орел (4862)44-53-42
Оренбург (3532)37-68-04
Пенза (8412)22-31-16

Пермь (342)205-81-47
Ростов-на-Дону (863)308-18-15
Рязань (4912)46-61-64
Самара (846)206-03-16
Санкт-Петербург (812)309-46-40
Саратов (845)249-38-78
Севастополь (8692)22-31-93
Симферополь (3652)67-13-56
Смоленск (4812)29-41-54
Сочи (862)225-72-31
Ставрополь (8652)20-65-13

Сургут (3462)77-98-35
Тверь (4822)63-31-35
Томск (3822)98-41-55
Тула (4872)74-02-29
Тюмень (3452)66-21-18
Ульяновск (8422)24-23-59
Уфа (347)229-48-12
Хабаровск (4212)92-98-04
Челябинск (351)202-03-61
Череповец (8202)49-02-64
Ярославль (4852)69-52-93

Киргизия (996)312-96-26-47

Россия (495)268-04-70

Казахстан (772)734-952-31

<https://fanar.nt-rt.ru/> || frk@nt-rt.ru

800X

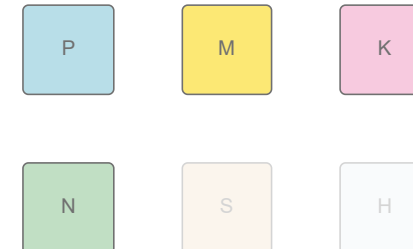
Group of taps designed for threading on conventional and CNC machines. Applied modern technologies of manufacturing make the 800X taps are characterized by high durability and productivity.

The tool is made of HSSE high-speed steel with 5%cobalt content, that guarantees high stability of cutting edges and efficient machining. Properly selected geometry and micro-geometry along with applied PVD TN2 coat allows machining of carbon steel, low-alloy steel with tensile strength of up to 1000 MPa as well as stainless steels and acid-resistant steels. Double-layer coat consists of TiAlN base


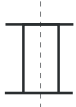



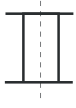

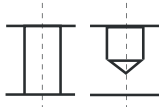
which forms an ideal thermal barrier and top TiN layer that reduces friction.












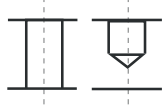


Application



Variants

Variant		Type of hole	Type of chamfer	Type of grooves	Execution standard
B-TN2			B (4-5P)	Spiral point	DIN-371
B TN2			B (4-5P)	Spiral point	DIN-371-EL
B-TN2			B (4-5P)	Spiral point	DIN-376/DIN-374/DIN-5156
C-TN2			C (2-3P)	Straight	DIN-376/DIN-374/DIN-5156

B-TN2			B (4-5P)	Spiral point	DIN-376-EL
C-R40 TN2			C (2-3P)	R40	DIN-371
C-R40-TN2			C (2-3P)	R40	DIN-371-EL
C-R40 TN2			C (2-3P)	R40	DIN-376/DIN-374/DIN-5156
C-R40-TN2			C (2-3P)	R40	DIN-376-EL
C-TN2			C (2-3P)	Straight	DIN-371

800X B-TN2 DIN-371



HSSE

TN2

B (4-5P)



B-TN2 DIN-371

All-around application on conventional and CNC machines for machining of steel with tensile strength of up to 1000 MPa, stainless steel, cast-iron and aluminium.

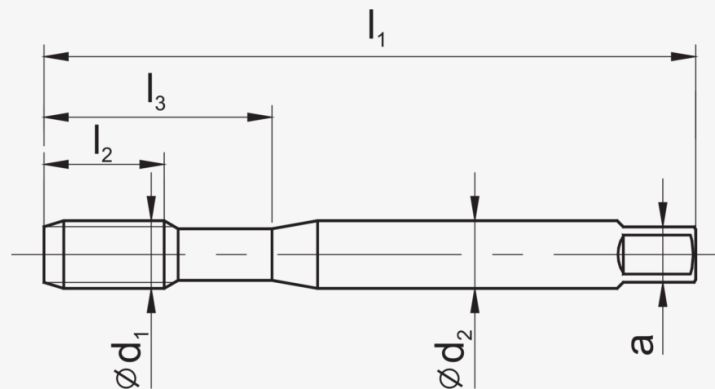
Protection



Tools are protected against wear and tear by TN2 coat developed by Fanar. TiAlN is the base of the coat and it forms an ideal temperature barrier, whereas the TiN layer reduces friction.

Select thread variant

M - RH



Application

P

M

K








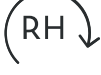
N



S








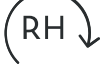
H







Dimensions









Index	Thread direction	$\varnothing d_1$	P	Pitch diameter tolerance	l_1	l_2	l_3	$\varnothing d_2$	a	Średnica otworu
-------	------------------	-------------------	---	--------------------------	-------	-------	-------	-------------------	---	-----------------





C4-113X02-0010		M1	0,25	ISO1(4H)	40	6	13	2,5	2,1	0,75
C4-113X02-0011		M1,1	0,25	ISO1(4H)	40	6	13	2,5	2,1	0,85
C4-113X02-0012		M1,2	0,25	ISO1(4H)	40	6	13	2,5	2,1	0,95
C4-113X02-0014		M1,4	0,30	ISO1(4H)	40	7	13	2,5	2,1	1,10
C4-113X01-0016		M1,6	0,35	ISO2(6H)	40	8	13	2,5	2,1	1,25
C4-113X01-0017		M1,7	0,35	ISO2(6H)	40	8	13	2,5	2,1	1,35
C4-113X01-0018		M1,8	0,35	ISO2(6H)	40	8	13	2,5	2,1	1,45
C4-113X01-0020		M2	0,40	ISO2(6H)	45	10	13	2,8	2,1	1,60

C4-113X01-0022		M2,2	0,45	ISO2(6H)	45	10	13	2,8	2,1	1,75
C4-113X01-0023		M2,3	0,40	ISO2(6H)	45	10	13	2,8	2,1	1,90
C4-113X01-0025		M2,5	0,45	ISO2(6H)	50	9	14	2,8	2,1	2,05
C4-113X01-0026		M2,6	0,45	ISO2(6H)	50	9	14	2,8	2,1	2,15
C2-113X03-0030		M3	0,50	ISO3(6G)	56	10	18	3,5	2,7	2,50
C2-113X04-0030		M3	0,50	7G	56	10	18	3,5	2,7	2,50
C2-113X01-0030		M3	0,50	ISO2(6H)	56	10	18	3,5	2,7	2,50

C2-113X03-0035		M3,5	0,60	ISO3(6G)	56	12	20	4,0	3,0	2,90
C2-113X04-0035		M3,5	0,60	7G	56	12	20	4,0	3,0	2,90
C2-113X01-0035		M3,5	0,60	ISO2(6H)	56	12	20	4,0	3,0	2,90
C2-113X03-0040		M4	0,70	ISO3(6G)	63	12	21	4,5	3,4	3,30
C2-113X04-0040		M4	0,70	7G	63	12	21	4,5	3,4	3,30
C2-113X01-0040		M4	0,70	ISO2(6H)	63	12	21	4,5	3,4	3,30
C2-113X03-0045		M4,5	0,75	ISO3(6G)	70	14	25	6,0	4,9	3,80
C2-113X04-0045		M4,5	0,75	7G	70	14	25	6,0	4,9	3,80

C2-113X01-0045		M4,5	0,75	ISO2(6H)	70	14	25	6,0	4,9	3,80
C2-113X03-0050		M5	0,80	ISO3(6G)	70	14	25	6,0	4,9	4,20
C2-113X04-0050		M5	0,80	7G	70	14	25	6,0	4,9	4,20
C2-113X01-0050		M5	0,80	ISO2(6H)	70	14	25	6,0	4,9	4,20
C2-113X03-0060		M6	1,00	ISO3(6G)	80	18	30	6,0	4,9	5,00
C2-113X04-0060		M6	1,00	7G	80	18	30	6,0	4,9	5,00
C2-113X01-0060		M6	1,00	ISO2(6H)	80	18	30	6,0	4,9	5,00

C2-113X03-0070		M7	1,00	ISO3(6G)	80	18	30	7,0	5,5	6,00
C2-113X04-0070		M7	1,00	7G	80	18	30	7,0	5,5	6,00
C2-113X01-0070		M7	1,00	ISO2(6H)	80	18	30	7,0	5,5	6,00
C2-113X03-0080		M8	1,25	ISO3(6G)	90	20	35	8,0	6,2	6,80
C2-113X04-0080		M8	1,25	7G	90	20	35	8,0	6,2	6,80
C2-113X01-0080		M8	1,25	ISO2(6H)	90	20	35	8,0	6,2	6,80
C2-113X03-0090		M9	1,25	ISO3(6G)	90	20	35	9,0	7,0	7,80
C2-113X04-0090		M9	1,25	7G	90	20	35	9,0	7,0	7,80

C2-113X01-0090		M9	1,25	ISO2(6H)	90	20	35	9,0	7,0	7,80
C2-113X03-0100		M10	1,50	ISO3(6G)	100	20	39	10,0	8,0	8,50
C2-113X04-0100		M10	1,50	7G	100	20	39	10,0	8,0	8,50
C2-113X01-0100		M10	1,50	ISO2(6H)	100	20	39	10,0	8,0	8,50

800X B TN2 DIN-371-EL



B TN2 DIN-371-EL

All-around application on conventional and CNC machines for machining of steel with tensile strength of up to 1000 MPa, stainless steel, cast-iron and aluminium.

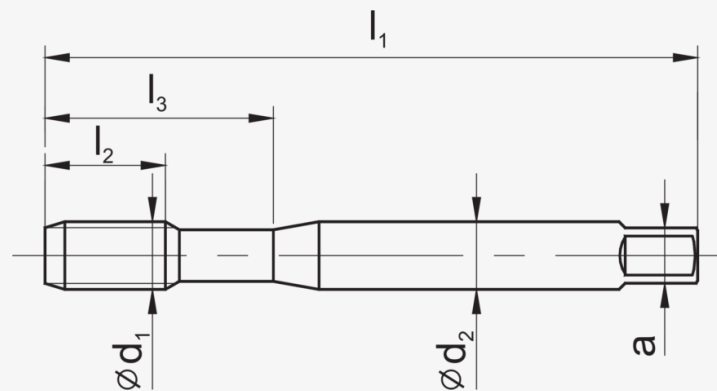
Protection






Tools are protected against wear and tear by TN2 coat developed by Fanar. TiAlN is the base of the coat and it forms an ideal temperature barrier, whereas the TiN layer reduces friction.

Select thread variant

M



Application



Dimensions

Index	Thread direction	$\varnothing d_1$	P	Pitch diameter tolerance	l_1	l_2	l_3	$\varnothing d_2$	a	Średnica otworu
-------	------------------	-------------------	---	--------------------------	-------	-------	-------	-------------------	---	-----------------

C2-113X21-0030		M3	0,50	ISO2(6H)	100	10	18	3,5	2,7	2,50
C2-113X21-0035		M3,5	0,60	ISO2(6H)	100	12	20	4,0	3,0	2,90
C2-113X21-0040		M4	0,70	ISO2(6H)	125	12	21	4,5	3,4	3,30
C2-113X21-0045		M4,5	0,75	ISO2(6H)	140	14	25	6,0	4,9	3,80
C2-113X21-0050		M5	0,80	ISO2(6H)	140	14	25	6,0	4,9	4,20
C2-113X21-0060		M6	1,00	ISO2(6H)	160	18	30	6,0	4,9	5,00

800X B-TN2 DIN-376/DIN-374/DIN-5156



B-TN2 DIN-376/DIN-374/DIN-5156

All-around application on conventional and CNC machines for machining of steel with tensile strength of up to 1000 MPa, stainless steel, cast-iron and aluminium.

Protection



Tools are protected against wear and tear by TN2 coat developed by Fanar. TiAlN is the base of the coat and it forms an ideal temperature barrier, whereas the TiN layer reduces friction.

Select thread variant

M - RH

Application

P

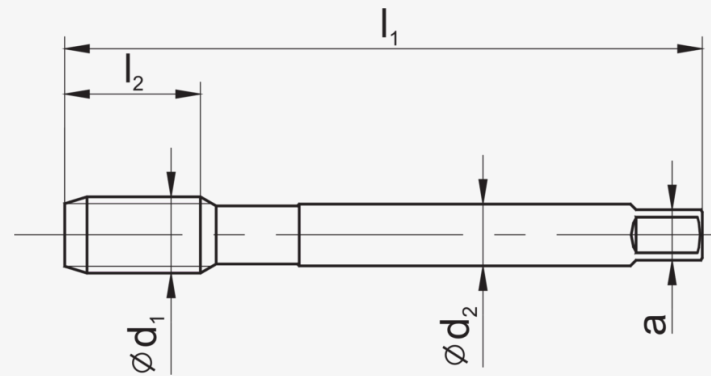
M

K

N








S









H







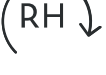









Dimensions







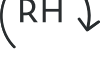
Index	Thread direction	$\varnothing d_1$	P	Pitch diameter tolerance	l_1	l_2	$\varnothing d_2$	a	Średnica otworu
-------	------------------	-------------------	---	--------------------------	-------	-------	-------------------	---	-----------------







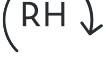
D2-113X01-0030		M3	0,50	ISO2(6H)	56	11	2,2	1,8	2,50
D2-113X03-0030		M3	0,50	ISO3(6G)	56	11	2,2	1,8	2,50
D2-113X04-0030		M3	0,50	7G	56	11	2,2	1,8	2,50
D2-113X01-0040		M4	0,70	ISO2(6H)	63	12	2,8	2,1	3,30
D2-113X03-0040		M4	0,70	ISO3(6G)	63	12	2,8	2,1	3,30
D2-113X04-0040		M4	0,70	7G	63	12	2,8	2,1	3,30
D2-113X01-0050		M5	0,80	ISO2(6H)	70	14	3,5	2,7	4,20



D2-113X03-0050		M5	0,80	ISO3(6G)	70	14	3,5	2,7	4,20
D2-113X04-0050		M5	0,80	7G	70	14	3,5	2,7	4,20
D2-113X01-0060		M6	1,00	ISO2(6H)	80	18	4,5	3,4	5,00
D2-113X03-0060		M6	1,00	ISO3(6G)	80	18	4,5	3,4	5,00
D2-113X04-0060		M6	1,00	7G	80	18	4,5	3,4	5,00
D2-113X01-0080		M8	1,25	ISO2(6H)	90	20	6,0	4,9	6,80
D2-113X03-0080		M8	1,25	ISO3(6G)	90	20	6,0	4,9	6,80
D2-113X04-0080		M8	1,25	7G	90	20	6,0	4,9	6,80

D2-113X01-0100		M10	1,50	ISO2(6H)	100	20	7,0	5,5	8,50
D2-113X03-0100		M10	1,50	ISO3(6G)	100	20	7,0	5,5	8,50
D2-113X04-0100		M10	1,50	7G	100	20	7,0	5,5	8,50
D2-113X01-0120		M12	1,75	ISO2(6H)	110	24	9,0	7,0	10,20
D2-113X03-0120		M12	1,75	ISO3(6G)	110	24	9,0	7,0	10,20
D2-113X04-0120		M12	1,75	7G	110	24	9,0	7,0	10,20
D2-113X01-0140		M14	2,00	ISO2(6H)	110	25	11,0	9,0	12,00






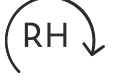
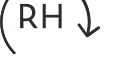
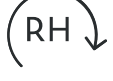
D2-113X03-0140		M14	2,00	ISO3(6G)	110	25	11,0	9,0	12,00
D2-113X04-0140		M14	2,00	7G	110	25	11,0	9,0	12,00
D2-113X01-0160		M16	2,00	ISO2(6H)	110	32	12,0	9,0	14,00
D2-113X03-0160		M16	2,00	ISO3(6G)	110	32	12,0	9,0	14,00
D2-113X04-0160		M16	2,00	7G	110	32	12,0	9,0	14,00
D2-113X01-0180		M18	2,50	ISO2(6H)	125	32	14,0	11,0	15,50
D2-113X03-0180		M18	2,50	ISO3(6G)	125	32	14,0	11,0	15,50

D2-113X04-0180		M18	2,50	7G	125	32	14,0	11,0	15,50
D2-113X01-0200		M20	2,50	ISO2(6H)	140	32	16,0	12,0	17,50
D2-113X03-0200		M20	2,50	ISO3(6G)	140	32	16,0	12,0	17,50
D2-113X04-0200		M20	2,50	7G	140	32	16,0	12,0	17,50
D2-113X01-0220		M22	2,50	ISO2(6H)	140	32	18,0	14,5	19,50
D2-113X03-0220		M22	2,50	ISO3(6G)	140	32	18,0	14,5	19,50
D2-113X04-0220		M22	2,50	7G	140	32	18,0	14,5	19,50

D2-113X01-0240		M24	3,00	ISO2(6H)	160	38	18,0	14,5	21,00
D2-113X03-0240		M24	3,00	ISO3(6G)	160	38	18,0	14,5	21,00
D2-113X04-0240		M24	3,00	7G	160	38	18,0	14,5	21,00
D2-113X01-0270		M27	3,00	ISO2(6H)	160	38	20,0	16,0	24,00
D2-113X03-0270		M27	3,00	ISO3(6G)	160	38	20,0	16,0	24,00
D2-113X04-0270		M27	3,00	7G	160	38	20,0	16,0	24,00
D2-113X01-0300		M30	3,50	ISO2(6H)	180	45	22,0	18,0	26,50

D2-113X03-0300		M30	3,50	ISO3(6G)	180	45	22,0	18,0	26,50
D2-113X04-0300		M30	3,50	7G	180	45	22,0	18,0	26,50
D2-113X01-0330		M33	3,50	ISO2(6H)	180	45	25,0	20,0	29,50
D2-113X03-0330		M33	3,50	ISO3(6G)	180	45	25,0	20,0	29,50
D2-113X04-0330		M33	3,50	7G	180	45	25,0	20,0	29,50
D2-113X01-0360		M36	4,00	ISO2(6H)	200	50	28,0	22,0	32,00
D2-113X03-0360		M36	4,00	ISO3(6G)	200	50	28,0	22,0	32,00

D2-113X04-0360		M36	4,00	7G	200	50	28,0	22,0	32,00
D2-113X01-0390		M39	4,00	ISO2(6H)	200	50	32,0	24,0	35,00
D2-113X03-0390		M39	4,00	ISO3(6G)	200	50	32,0	24,0	35,00
D2-113X04-0390		M39	4,00	7G	200	50	32,0	24,0	35,00
D2-113X01-0420		M42	4,50	ISO2(6H)	200	60	32,0	24,0	37,50
D2-113X03-0420		M42	4,50	ISO3(6G)	200	60	32,0	24,0	37,50
D2-113X04-0420		M42	4,50	7G	200	60	32,0	24,0	37,50
D2-113X04-0520		M52	5,00	7G	250	65	40,0	32,0	47,00

D2-113X01-0450		M45	4,50	ISO2(6H)	220	60	36,0	29,0	40,50
D2-113X03-0450		M45	4,50	ISO3(6G)	220	60	36,0	29,0	40,50
D2-113X04-0450		M45	4,50	7G	220	60	36,0	29,0	40,50
D2-113X01-0480		M48	5,00	ISO2(6H)	250	65	36,0	29,0	43,00
D2-113X03-0480		M48	5,00	ISO3(6G)	250	65	36,0	29,0	43,00
D2-113X04-0480		M48	5,00	7G	250	65	36,0	29,0	43,00
D2-113X01-0520		M52	5,00	ISO2(6H)	250	65	40,0	32,0	47,00
D2-113X03-0520		M52	5,00	ISO3(6G)	250	65	40,0	32,0	47,00

800X B-TN2 DIN-376-EL



B-TN2 DIN-376-EL

All-around application on conventional and CNC machines for machining of steel with tensile strength of up to 1000 MPa, stainless steel, cast-iron and aluminium.

Protection



Tools are protected against wear and tear by TN2 coat developed by Fanar. TiAlN is the base of the coat and it forms an ideal temperature barrier, whereas the TiN layer reduces friction.

Select thread variant

M

Application

P

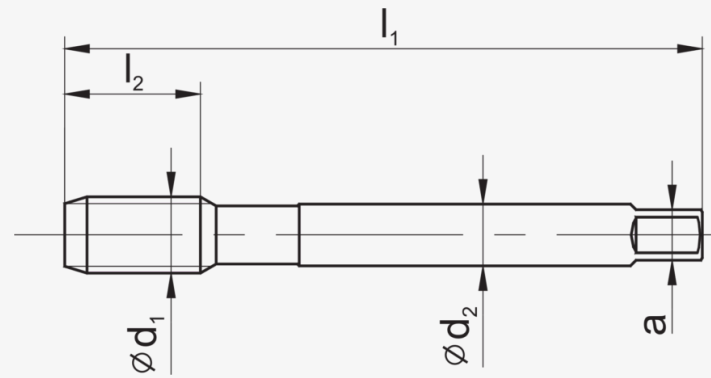
M

K

N







S

H



Dimensions

Index	Thread direction	$\varnothing d_1$	P	Pitch diameter tolerance	l_1	l_2	$\varnothing d_2$	a	Średnica otworu
-------	------------------	-------------------	---	--------------------------	-------	-------	-------------------	---	-----------------

D2-113X21-0080		M8	1,25	ISO2(6H)	180	20	6,0	4,9	6,80
D2-113X21-0100		M10	1,50	ISO2(6H)	200	20	7,0	5,5	8,50
D2-113X21-0120		M12	1,75	ISO2(6H)	220	24	9,0	7,0	10,20
D2-113X21-0140		M14	2,00	ISO2(6H)	220	25	11,0	9,0	12,00
D2-113X21-0160		M16	2,00	ISO2(6H)	220	32	12,0	9,0	14,00
D2-113X21-0200		M20	2,50	ISO2(6H)	250	32	16,0	12,0	17,50

800X C-R40 TN2 DIN-371



HSSE

TN2

C (2-3P)



C-R40 TN2 DIN-371

All-around application on conventional and CNC machines for machining of steel with tensile strength of up to 1000 MPa, stainless steel, cast-iron and aluminium.

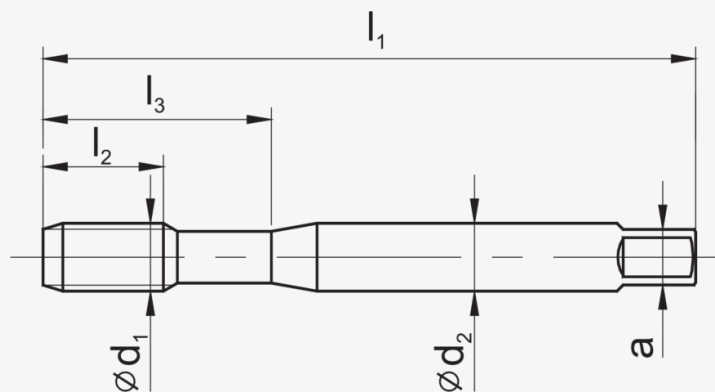
Protection









Tools are protected against wear and tear by TN2 coat developed by Fanar. TiAlN is the base of the coat and it forms an ideal temperature barrier, whereas the TiN layer reduces friction.

Select thread variant

M - RH


















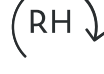
Application




















Dimensions










Index	Thread direction	$\varnothing d_1$	P	Pitch diameter tolerance	l_1	l_2	l_3	$\varnothing d_2$	a	Średnica otworu
-------	------------------	-------------------	---	--------------------------	-------	-------	-------	-------------------	---	-----------------

C4-513X02-0010		M1	0,25	ISO1(4H)	40	6	13	2,5	2,1	0,75
C4-513X02-0011		M1,1	0,25	ISO1(4H)	40	6	13	2,5	2,1	0,85
C4-513X02-0012		M1,2	0,25	ISO1(4H)	40	6	13	2,5	2,1	0,95
C4-513X02-0014		M1,4	0,30	ISO1(4H)	40	8	13	2,5	2,1	1,10
C4-513X01-0016		M1,6	0,35	ISO2(6H)	40	8	13	2,5	2,1	1,25
C4-513X01-0017		M1,7	0,35	ISO2(6H)	40	8	13	2,5	2,1	1,35
C4-513X01-0018		M1,8	0,35	ISO2(6H)	40	8	13	2,5	2,1	1,45
C4-513X01-0020		M2	0,40	ISO2(6H)	45	10	13	2,8	2,1	1,60

C4-513X01-0022		M2,2	0,45	ISO2(6H)	45	10	13	2,8	2,1	1,75
C4-513X01-0023		M2,3	0,40	ISO2(6H)	45	10	13	2,8	2,1	1,90
C4-513X01-0025		M2,5	0,45	ISO2(6H)	50	5	14	2,8	2,1	2,05
C4-513X01-0026		M2,6	0,45	ISO2(6H)	50	5	14	2,8	2,1	2,15
C2-513X03-0030		M3	0,50	ISO3(6G)	56	5	18	3,5	2,7	2,50
C2-513X01-0030		M3	0,50	ISO2(6H)	56	5	18	3,5	2,7	2,50
C2-513X04-0030		M3	0,50	7G	56	5	18	3,5	2,7	2,50
C2-513X03-0035		M3,5	0,60	ISO3(6G)	56	6	20	4,0	3,0	2,90

C2-513X01-0035		M3,5	0,60	ISO2(6H)	56	6	20	4,0	3,0	2,90
C2-513X04-0035		M3,5	0,60	7G	56	6	20	4,0	3,0	2,90
C2-513X03-0040		M4	0,70	ISO3(6G)	63	7	21	4,5	3,4	3,30
C2-513X01-0040		M4	0,70	ISO2(6H)	63	7	21	4,5	3,4	3,30
C2-513X04-0040		M4	0,70	7G	63	7	21	4,5	3,4	3,30
C2-513X03-0045		M4,5	0,75	ISO3(6G)	70	7,5	25	6,0	4,9	3,80
C2-513X01-0045		M4,5	0,75	ISO2(6H)	70	7,5	25	6,0	4,9	3,80
C2-513X01-0100		M10	1,50	ISO2(6H)	100	15	39	10,0	8,0	8,50
C2-513X04-0100		M10	1,50	7G	100	15	39	10,0	8,0	8,50

C2-513X04-0045		M4,5	0,75	7G	70	7,5	25	6,0	4,9	3,80
C2-513X03-0050		M5	0,80	ISO3(6G)	70	8	25	6,0	4,9	4,20
C2-513X01-0050		M5	0,80	ISO2(6H)	70	8	25	6,0	4,9	4,20
C2-513X04-0050		M5	0,80	7G	70	8	25	6,0	4,9	4,20
C2-513X03-0060		M6	1,00	ISO3(6G)	80	10	30	6,0	4,9	5,00
C2-513X01-0060		M6	1,00	ISO2(6H)	80	10	30	6,0	4,9	5,00
C2-513X04-0060		M6	1,00	7G	80	10	30	6,0	4,9	5,00
C2-513X03-0070		M7	1,00	ISO3(6G)	80	10	30	7,0	5,5	6,00

C2-513X01-0070		M7	1,00	ISO2(6H)	80	10	30	7,0	5,5	6,00
C2-513X04-0070		M7	1,00	7G	80	10	30	7,0	5,5	6,00
C2-513X03-0080		M8	1,25	ISO3(6G)	90	13	35	8,0	6,2	6,80
C2-513X01-0080		M8	1,25	ISO2(6H)	90	13	35	8,0	6,2	6,80
C2-513X04-0080		M8	1,25	7G	90	13	35	8,0	6,2	6,80
C2-513X03-0090		M9	1,25	ISO3(6G)	90	13	35	9,0	7,0	7,80
C2-513X01-0090		M9	1,25	ISO2(6H)	90	13	35	9,0	7,0	7,80
C2-513X04-0090		M9	1,25	7G	90	13	35	9,0	7,0	7,80
C2-513X03-0100		M10	1,50	ISO3(6G)	100	15	39	10,0	8,0	8,50

800X C-R40-TN2 DIN-371-EL



HSSE

TN2

C (2-3P)



C-R40-TN2 DIN-371-EL

All-around application on conventional and CNC machines for machining of steel with tensile strength of up to 1000 MPa, stainless steel, cast-iron and aluminium.

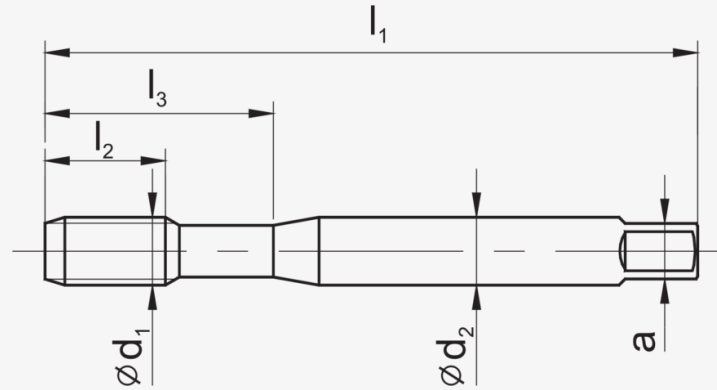
Protection



Tools are protected against wear and tear by TN2 coat developed by Fanar. TiAlN is the base of the coat and it forms an ideal temperature barrier, whereas the TiN layer reduces friction.

Select thread variant

M



Application

P	M	K
N	S	H

Dimensions

Index	Thread direction	$\varnothing d_1$	P	Pitch diameter tolerance	l_1	l_2	l_3	$\varnothing d_2$	a	Średnica otworu
-------	------------------	-------------------	---	--------------------------	-------	-------	-------	-------------------	---	-----------------

C2-513X21-0030		M3	0,50	ISO2(6H)	100	5	18	3,5	2,7	2,50
C2-513X21-0035		M3,5	0,60	ISO2(6H)	100	6	20	4,0	3,0	2,90
C2-513X21-0040		M4	0,70	ISO2(6H)	125	7	21	4,5	3,4	3,30
C2-513X21-0045		M4,5	0,75	ISO2(6H)	140	7,5	25	6,0	4,9	3,80
C2-513X21-0050		M5	0,80	ISO2(6H)	140	8	25	6,0	4,9	4,20
C2-513X21-0060		M6	1,00	ISO2(6H)	160	10	30	6,0	4,9	5,00

800X C-R40 TN2 DIN-376/DIN-374/DIN-5156



C-R40 TN2 DIN-376/DIN-374/DIN-5156

All-around application on conventional and CNC machines for machining of steel with tensile strength of up to 1000 MPa, stainless steel, cast-iron and aluminium.

Protection



Tools are protected against wear and tear by TN2 coat developed by Fanar. TiAlN is the base of the coat and it forms an ideal temperature barrier, whereas the TiN layer reduces friction.

Select thread variant

M - RH

Application

P

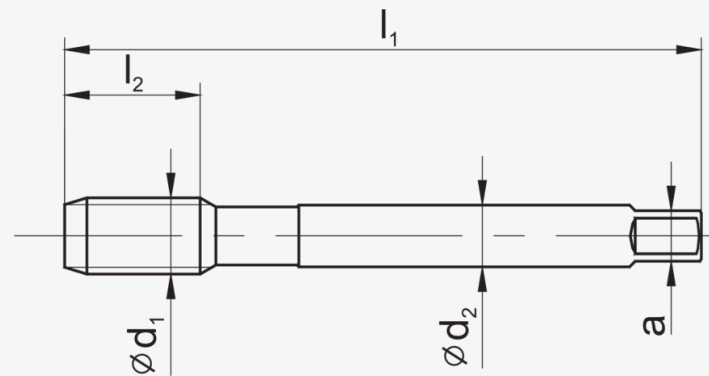
M

K

N








S







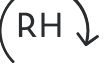
H







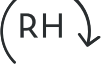









Dimensions







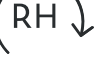
Index	Thread direction	$\varnothing d_1$	P	Pitch diameter tolerance	l_1	l_2	$\varnothing d_2$	a	Średnica otworu
-------	------------------	-------------------	---	--------------------------	-------	-------	-------------------	---	-----------------








D2-513X03-0030		M3	0,50	ISO3(6G)	56	5	2,2	1,8	2,5
D2-513X04-0030		M3	0,50	7G	56	5	2,2	1,8	2,50
D2-513X01-0030		M3	0,50	ISO2(6H)	56	5	2,2	1,8	2,50
D2-513X03-0040		M4	0,70	ISO3(6G)	63	8	2,8	2,1	3,30
D2-513X04-0040		M4	0,70	7G	63	8	2,8	2,1	3,30
D2-513X01-0040		M4	0,70	ISO2(6H)	63	8	2,8	2,1	3,30
D2-513X03-0050		M5	0,80	ISO3(6G)	70	10	3,5	2,7	4,20
D2-513X04-0050		M5	0,80	7G	70	10	3,5	2,7	4,20







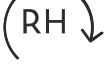
D2-513X01-0050		M5	0,80	ISO2(6H)	70	10	3,5	2,7	4,20
D2-513X03-0060		M6	1,00	ISO3(6G)	80	12	4,5	3,4	5,00
D2-513X04-0060		M6	1,00	7G	80	12	4,5	3,4	5,00
D2-513X01-0060		M6	1,00	ISO2(6H)	80	12	4,5	3,4	5,00
D2-513X03-0080		M8	1,25	ISO3(6G)	90	15	6,0	4,9	6,80
D2-513X04-0080		M8	1,25	7G	90	15	6,0	4,9	6,80
D2-513X01-0080		M8	1,25	ISO2(6H)	90	15	6,0	4,9	6,80









D2-513X03-0100		M10	1,50	ISO3(6G)	100	17	7,0	5,5	8,50
D2-513X04-0100		M10	1,50	7G	100	17	7,0	5,5	8,50
D2-513X01-0100		M10	1,50	ISO2(6H)	100	17	7,0	5,5	8,50
D2-513X03-0120		M12	1,75	ISO3(6G)	110	18	9,0	7,0	10,20
D2-513X04-0120		M12	1,75	7G	110	18	9,0	7,0	10,20
D2-513X01-0120		M12	1,75	ISO2(6H)	110	18	9,0	7,0	10,20
D2-513X03-0140		M14	2,00	ISO3(6G)	110	20	11,0	9,0	12,00







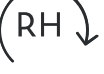
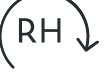
D2-513X04-0140		M14	2,00	7G	110	20	11,0	9,0	12,00
D2-513X01-0140		M14	2,00	ISO2(6H)	110	20	11,0	9,0	12,00
D2-513X03-0160		M16	2,00	ISO3(6G)	110	20	12,0	9,0	14,00
D2-513X04-0160		M16	2,00	7G	110	20	12,0	9,0	14,00
D2-513X01-0160		M16	2,00	ISO2(6H)	110	20	12,0	9,0	14,00
D2-513X03-0180		M18	2,50	ISO3(6G)	125	25	14,0	11,0	15,50
D2-513X04-0180		M18	2,50	7G	125	25	14,0	11,0	15,50

D2-513X01-0180		M18	2,50	ISO2(6H)	125	25	14,0	11,0	15,50
D2-513X03-0200		M20	2,50	ISO3(6G)	140	25	16,0	12,0	17,50
D2-513X04-0200		M20	2,50	7G	140	25	16,0	12,0	17,50
D2-513X01-0200		M20	2,50	ISO2(6H)	140	25	16,0	12,0	17,50
D2-513X03-0220		M22	2,50	ISO3(6G)	140	25	18,0	14,5	19,50
D2-513X04-0220		M22	2,50	7G	140	25	18,0	14,5	19,50
D2-513X01-0220		M22	2,50	ISO2(6H)	140	25	18,0	14,5	19,50

D2-513X03-0240		M24	3,00	ISO3(6G)	160	30	18,0	14,5	21,00
D2-513X04-0240		M24	3,00	7G	160	30	18,0	14,5	21,00
D2-513X01-0240		M24	3,00	ISO2(6H)	160	30	18,0	14,5	21,00
D2-513X03-0270		M27	3,00	ISO3(6G)	160	30	20,0	16,0	24,00
D2-513X04-0270		M27	3,00	7G	160	30	20,0	16,0	24,00
D2-513X01-0270		M27	3,00	ISO2(6H)	160	30	20,0	16,0	24,00
D2-513X03-0300		M30	3,50	ISO3(6G)	180	35	22,0	18,0	26,50

D2-513X04-0300		M30	3,50	7G	180	35	22,0	18,0	26,50
D2-513X01-0300		M30	3,50	ISO2(6H)	180	35	22,0	18,0	26,50
D2-513X03-0330		M33	3,50	ISO3(6G)	180	35	25,0	20,0	29,50
D2-513X04-0330		M33	3,50	7G	180	35	25,0	20,0	29,50
D2-513X01-0330		M33	3,50	ISO2(6H)	180	35	25,0	20,0	29,50
D2-513X03-0360		M36	4,00	ISO3(6G)	200	40	28,0	22,0	32,00
D2-513X04-0360		M36	4,00	7G	200	40	28,0	22,0	32,00

D2-513X01-0360		M36	4,00	ISO2(6H)	200	40	28,0	22,0	32,00
D2-513X03-0390		M39	4,00	ISO3(6G)	200	40	32,0	24,0	35,00
D2-513X04-0390		M39	4,00	7G	200	40	32,0	24,0	35,00
D2-513X01-0390		M39	4,00	ISO2(6H)	200	40	32,0	24,0	35,00
D2-513X03-0420		M42	4,50	ISO3(6G)	200	45	32,0	24,0	37,50
D2-513X04-0420		M42	4,50	7G	200	45	32,0	24,0	37,50
D2-513X01-0420		M42	4,50	ISO2(6H)	200	45	32,0	24,0	37,50
D2-513X01-0520		M52	5,00	ISO2(6H)	250	50	40,0	32,0	47,00

D2-513X03-0450		M45	4,50	ISO3(6G)	220	45	36,0	29,0	40,50
D2-513X04-0450		M45	4,50	7G	220	45	36,0	29,0	40,50
D2-513X01-0450		M45	4,50	ISO2(6H)	220	45	36,0	29,0	40,50
D2-513X03-0480		M48	5,00	ISO3(6G)	250	50	36,0	29,0	43,00
D2-513X04-0480		M48	5,00	7G	250	50	36,0	29,0	43,00
D2-513X01-0480		M48	5,00	ISO2(6H)	250	50	36,0	29,0	43,00
D2-513X03-0520		M52	5,00	ISO3(6G)	250	50	40,0	32,0	47,00
D2-513X04-0520		M52	5,00	7G	250	50	40,0	32,0	47,00

800X C-R40-TN2 DIN-376-EL



C-R40-TN2 DIN-376-EL

All-around application on conventional and CNC machines for machining of steel with tensile strength of up to 1000 MPa, stainless steel, cast-iron and aluminium.

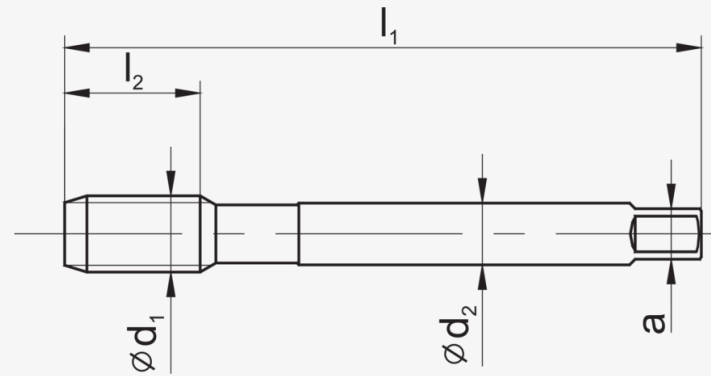


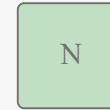



Protection



Tools are protected against wear and tear by TN2 coat developed by Fanar. TiAlN is the base of the coat and it forms an ideal temperature barrier, whereas the TiN layer reduces friction.







Select thread variant

Application



Dimensions

Index	Thread direction	$\varnothing d_1$	P	Pitch diameter tolerance	l_1	l_2	$\varnothing d_2$	a	Średnica otworu
-------	------------------	-------------------	---	--------------------------	-------	-------	-------------------	---	-----------------

D2-513X21-0080		M8	1,25	ISO2(6H)	180	15	6,0	4,9	6,80
D2-513X21-0100		M10	1,50	ISO2(6H)	200	17	7,0	5,5	8,50
D2-513X21-0120		M12	1,75	ISO2(6H)	220	18	9,0	7,0	10,20
D2-513X21-0140		M14	2,00	ISO2(6H)	220	20	11,0	9,0	12,00
D2-513X21-0160		M16	2,00	ISO2(6H)	220	20	12,0	9,0	14,00
D2-513X21-0200		M20	2,50	ISO2(6H)	250	25	16,0	12,0	17,50

Machine taps 800X C-TN2 DIN-371



HSSE

TN2

C (2-3P)



C-TN2 DIN-371

All-around application on conventional and CNC machines for machining of steel with tensile strength of up to 1000 MPa, stainless steel, cast-iron and aluminium.

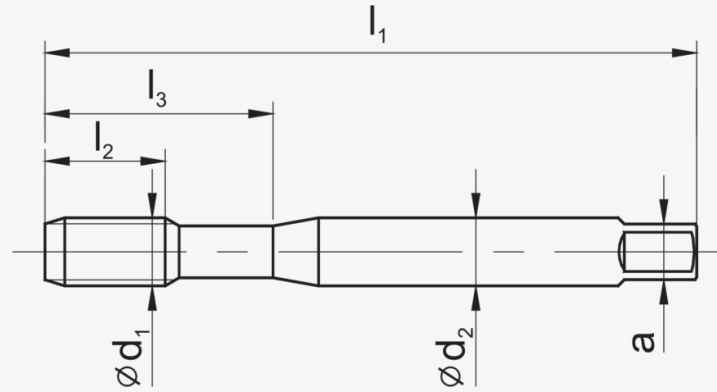
Protection








Tools are protected against wear and tear by TN2 coat developed by Fanar. TiAlN is the base of the coat and it forms an ideal temperature barrier, whereas the TiN layer reduces friction.

Select thread variant

M - RH







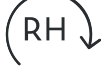
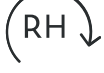








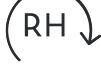
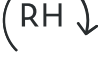
Application




Dimensions

Index	Thread direction	$\varnothing d_1$	P	Pitch diameter tolerance	l_1	l_2	l_3	$\varnothing d_2$	a	Średnica otworu
-------	------------------	-------------------	---	--------------------------	-------	-------	-------	-------------------	---	-----------------

C4-123X02-0010		M1	0,25	ISO1(4H)	40	6	13	2,5	2,1	0,75
C4-123X02-0011		M1,1	0,25	ISO1(4H)	40	6	13	2,5	2,1	0,85
C4-123X02-0012		M1,2	0,25	ISO1(4H)	40	6	13	2,5	2,1	0,95
C4-123X02-0014		M1,4	0,30	ISO1(4H)	40	7	13	2,5	2,1	1,10
C4-123X01-0016		M1,6	0,35	ISO2(6H)	40	8	13	2,5	2,1	1,25
C4-123X01-0017		M1,7	0,35	ISO2(6H)	40	8	13	2,5	2,1	1,35
C4-123X01-0018		M1,8	0,35	ISO2(6H)	40	8	13	2,5	2,1	1,45
C4-123X01-0020		M2	0,40	ISO2(6H)	45	10	13	2,8	2,1	1,60

C4-123X01-0022		M2,2	0,45	ISO2(6H)	45	10	13	2,8	2,1	1,75
C4-123X01-0023		M2,3	0,40	ISO2(6H)	45	10	13	2,8	2,1	1,90
C4-123X01-0025		M2,5	0,45	ISO2(6H)	50	9	14	2,8	2,1	2,05
C4-123X01-0026		M2,6	0,45	ISO2(6H)	50	9	14	2,8	2,1	2,15
C2-123X01-0030		M3	0,50	ISO2(6H)	56	10	18	3,5	2,7	2,50
C2-123X01-0035		M3,5	0,60	ISO2(6H)	56	12	20	4,0	3,0	2,90
C2-123X01-0040		M4	0,70	ISO2(6H)	63	12	21	4,5	3,4	3,30
C2-123X01-0045		M4,5	0,75	ISO2(6H)	70	14	25	6,0	4,9	3,80

C2-123X01-0050		M5	0,80	ISO2(6H)	70	14	25	6,0	4,9	4,20
C2-123X01-0060		M6	1,00	ISO2(6H)	80	18	30	6,0	4,9	5,00
C2-123X01-0070		M7	1,00	ISO2(6H)	80	18	30	7,0	5,5	6,00
C2-123X01-0080		M8	1,25	ISO2(6H)	90	20	35	8,0	6,2	6,80
C2-123X01-0090		M9	1,25	ISO2(6H)	90	20	35	9,0	7,0	7,80
C2-123X01-0100		M10	1,50	ISO2(6H)	100	20	39	10,0	8,0	8,50

800X C-TN2 DIN-376/DIN-374/DIN-5156



C-TN2 DIN-376/DIN-374/DIN-5156

All-around application on conventional and CNC machines for machining of steel with tensile strength of up to 1000 MPa, stainless steel, cast-iron and aluminium.

Protection



Tools are protected against wear and tear by TN2 coat developed by Fanar. TiAlN is the base of the coat and it forms an ideal temperature barrier, whereas the TiN layer reduces friction.

Select thread variant

M - RH

Application

P

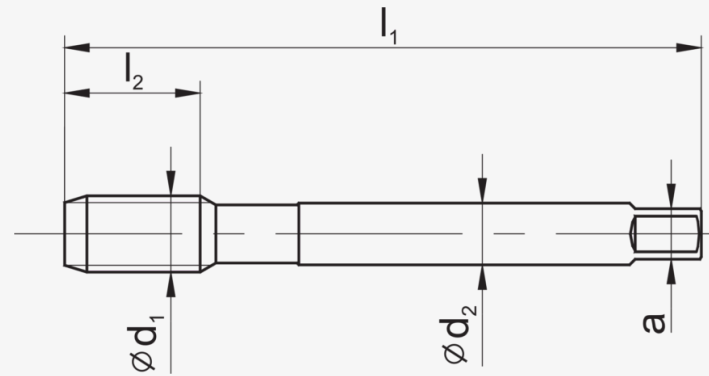
M

K

N









S







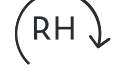
H




Dimensions

Index	Thread direction	$\varnothing d_1$	P	Pitch diameter tolerance	l_1	l_2	$\varnothing d_2$	a	Średnica otworu
-------	------------------	-------------------	---	--------------------------	-------	-------	-------------------	---	-----------------

D2-123X01-0030		M3	0,50	ISO2(6H)	56	11	2,2	1,8	2,50
D2-123X01-0040		M4	0,70	ISO2(6H)	63	12	2,8	2,1	3,30
D2-123X01-0050		M5	0,80	ISO2(6H)	70	14	3,5	2,7	4,20
D2-123X01-0060		M6	1,00	ISO2(6H)	80	18	4,5	3,4	5,00
D2-123X01-0080		M8	1,25	ISO2(6H)	90	20	6,0	4,9	6,80
D2-123X01-0100		M10	1,50	ISO2(6H)	100	20	7,0	5,5	8,50
D2-123X01-0120		M12	1,75	ISO2(6H)	110	24	9,0	7,0	10,20
D2-123X01-0140		M14	2,00	ISO2(6H)	110	25	11,0	9,0	12,00

D2-123X01-0160		M16	2,00	ISO2(6H)	110	32	12,0	9,0	14,00
D2-123X01-0180		M18	2,50	ISO2(6H)	125	32	14,0	11,0	15,50
D2-123X01-0200		M20	2,50	ISO2(6H)	140	32	16,0	12,0	17,50
D2-123X01-0220		M22	2,50	ISO2(6H)	140	32	18,0	14,5	19,50
D2-123X01-0240		M24	3,00	ISO2(6H)	160	38	18,0	14,5	21,00
D2-123X01-0270		M27	3,00	ISO2(6H)	160	38	20,0	16,0	24,00
D2-123X01-0300		M30	3,50	ISO2(6H)	180	45	22,0	18,0	26,50

D2-123X01-0330		M33	3,50	ISO2(6H)	180	45	25,0	20,0	29,50
D2-123X01-0360		M36	4,00	ISO2(6H)	200	50	28,0	22,0	32,00
D2-123X01-0390		M39	4,00	ISO2(6H)	200	50	32,0	24,0	35,00
D2-123X01-0420		M42	4,50	ISO2(6H)	200	60	32,0	24,0	37,50
D2-123X01-0450		M45	4,50	ISO2(6H)	220	60	36,0	29,0	40,50
D2-123X01-0480		M48	5,00	ISO2(6H)	250	65	36,0	29,0	43,00
D2-123X01-0520		M52	5,00	ISO2(6H)	250	65	40,0	32,0	47,00

Архангельск (8182)63-90-72
Астана (7172)727-132
Астрахань (8512)99-46-04
Барнаул (3852)73-04-60
Белгород (4722)40-23-64
Брянск (4832)59-03-52
Владивосток (423)249-28-31
Волгоград (844)278-03-48
Вологда (8172)26-41-59
Воронеж (473)204-51-73
Екатеринбург (343)384-55-89
Иваново (4932)77-34-06

Ижевск (3412)26-03-58
Иркутск (395)279-98-46
Казань (843)206-01-48
Калининград (4012)72-03-81
Калуга (4842)92-23-67
Кемерово (3842)65-04-62
Киров (8332)68-02-04
Краснодар (861)203-40-90
Красноярск (391)204-63-61
Курск (4712)77-13-04
Липецк (4742)52-20-81

Киргизия (996)312-96-26-47

Магнитогорск (3519)55-03-13
Москва (495)268-04-70
Мурманск (8152)59-64-93
Набережные Челны (8552)20-53-41
Нижний Новгород (831)429-08-12
Новокузнецк (3843)20-46-81
Новосибирск (383)227-86-73
Омск (3812)21-46-40
Орел (4862)44-53-42
Оренбург (3532)37-68-04
Пенза (8412)22-31-16

Россия (495)268-04-70

Пермь (342)205-81-47
Ростов-на-Дону (863)308-18-15
Рязань (4912)46-61-64
Самара (846)206-03-16
Санкт-Петербург (812)309-46-40
Саратов (845)249-38-78
Севастополь (8692)22-31-93
Симферополь (3652)67-13-56
Смоленск (4812)29-41-54
Сочи (862)225-72-31
Ставрополь (8652)20-65-13

Казахстан (772)734-952-31

Сургут (3462)77-98-35
Тверь (4822)63-31-35
Томск (3822)98-41-53
Тула (4872)74-02-29
Тюмень (3452)66-21-18
Ульяновск (8422)24-23-59
Уфа (347)229-48-12
Хабаровск (4212)92-98-04
Челябинск (351)202-03-61
Череповец (8202)49-02-64
Ярославль (4852)69-52-93

<https://fanar.nt-rt.ru/> || frk@nt-rt.ru